

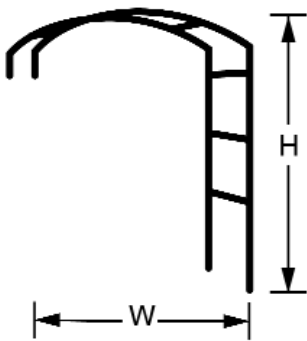
ENQUIRY / ORDER FORM - WALL ARCH

CONTACT DETAILS

| | |
|-----------------|----------------------|
| Name | <input type="text"/> |
| Address | <input type="text"/> |
| Postcode | <input type="text"/> |
| Daytime Tel no. | <input type="text"/> |

Please complete either the garden structure detail boxes above and then draw a 1-dimension line drawing of your structure. Please use the scale given and also write the length of meters of each dimension


Front



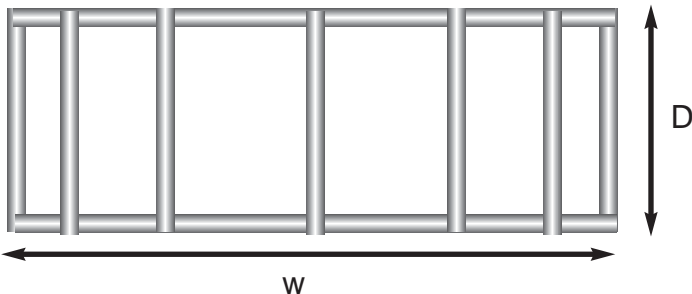

H.....

W.....

D.....



Top

Enquiry & Helpline

Please phone 0845 260 4450 or email sales@agriframes.co.uk if you have any problems completing the form

Please fax or post this form to:



0117 934 1791



**Agriframes, Journal House,
Hartcliffe Way Bristol BS3 5RJ**